

INTERFACE SOLUTIONS Specifications

OSD 7KEY

Approval

Rev. 01





Issue Date.

2017. 02. 09

Doc No.

7-KEY BOARD 01

Note | Specification is subject to change without notice.
Consequently it is better to contact to our company before proceeding with the design of your product incorporating this board

Prepared	Checked I	CheckedII	Approved
			
SW.OH	Samuel. Lee		YH.HAN


OSD 7KEY

Revision History

Rev.	ECN No.	Description of Changes	Date	Prepared
V1.0		Initial Release	2017.02.09	SW.OH

OSD 7KEY

1. BOARD IMAGE



OSD 7KEY

2. CONNECTOR, PINOUT



Summary:

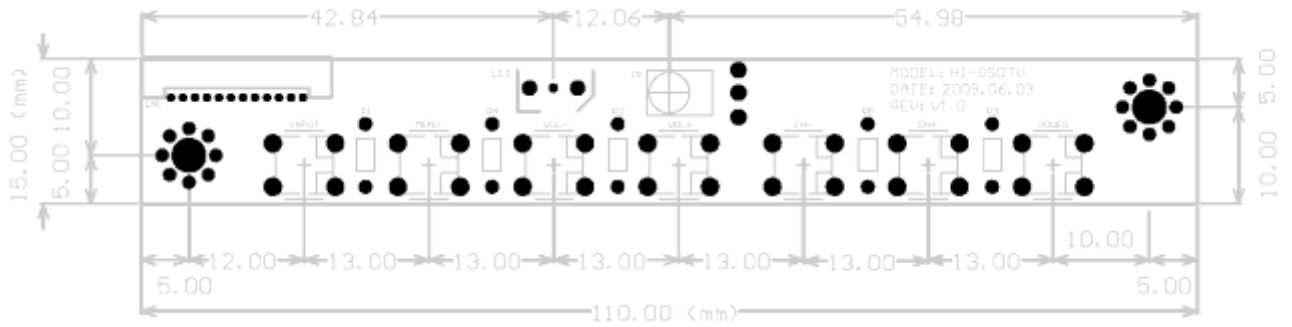
Reference	Item	Description	Type	Manufacture
CN1	Connector	IR CONNECTOR		

CN1: IR CONNECTOR

Pin No.	Symbol	Description
1	3.3V	3.3V
2	IRD	IR Data
3	POWER	Power On/Off
4	CH+	Channel Up Switch
5	CH-	Channel Down Switch
6	VOL+	Volume Up Switch
7	VOL-	Volume Down Switch
8	MENU	Menu Switch
9	INPUT	Input Switch
10	GND	Ground
11	LED_G	LED Green
12	LED_R	LED Red

OSD 7KEY

3. CONTROLLER DIMENSIONS



[DIMENSION DOWNLOAD](#)