

INTERFACE SOLUTIONS Specifications

CDS-SUB

Approval

Rev. 01





Issue Date.

2017. 02. 09

Doc No.

CDS-SUB BOARD 01

Note | Specification is subject to change without notice.
Consequently it is better to contact to our company before proceeding with the design of your product incorporating this board

Prepared	Checked I	CheckedII	Approved
			
SW.OH	Samuel. Lee		YH.HAN


CDS-SUB

Revision History

Rev.	ECN No.	Description of Changes	Date	Prepared
V1.0		Initial Release	2017.02.09	SW.OH


CDS-SUB

1. BOARD IMAGE



CDS-SUB

2. CONNECTOR, PINOUT



Summary:

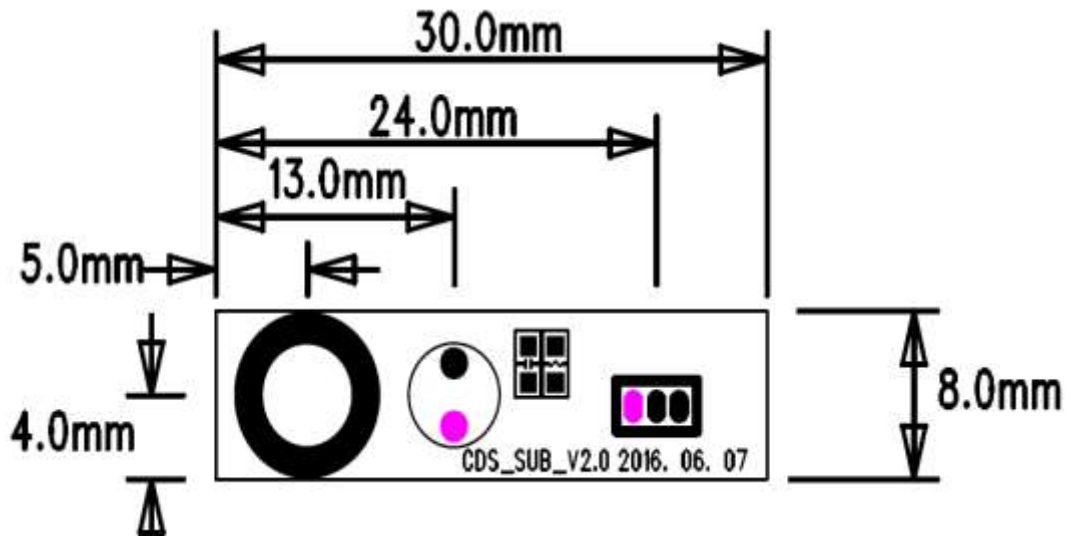
Reference	Item	Description	Type	Manufacture
J1	Connector	CDS CONNECTOR		

J1: CDS CONNECTOR

Pin No.	Symbol	Description
1	GND	Ground
2	CDS_VAL	CDS Value
3	VCC	VCC

CDS-SUB

3. CONTROLLER DIMENSIONS



[DIMENSION DOWNLOAD](#)