

# INTERFACE SOLUTIONS Specifications

# OSD 5KEY

Approval

Rev. 01





Issue Date.

2017. 02. 09

Doc No.

5-KEY BOARD 01

Note | Specification is subject to change without notice.  
Consequently it is better to contact to our company before proceeding with the design of your product incorporating this board

Prepared	Checked I	CheckedII	Approved
			
SW.OH	Samuel. Lee		YH.HAN


# OSD 5KEY

## Revision History

Rev.	ECN No.	Description of Changes	Date	Prepared
V1.0		Initial Release	2017.02.09	SW.OH


# OSD 5KEY

## 1. BOARD IMAGE



# OSD 5KEY

## 2. CONNECTOR, PINOUT



Summary:

Reference	Item	Description	Type	Manufacture
CN1	Connector	KEY CONNECTOR		

CN1: KEY CONNECTOR

Pin No.	Symbol	Description
1	LED_R	LED Red
2	POWER	Power On/Off
3	LED_G	LED Green
4	UP	Up Switch
5	DOWN	Down Switch
6	SELECT	Select Switch
7	MENU	Menu Switch
8	GND	Ground

# OSD 5KEY

## 3. CONTROLLER DIMENSIONS

